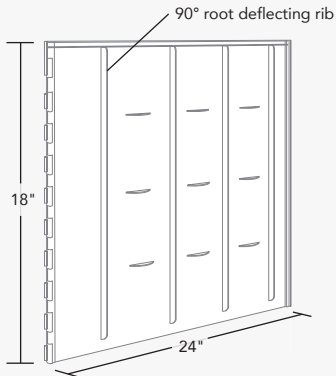


UB 18-2 TECH SHEET

This 18" high by 24" wide barrier is for linear, surround, and root pruning applications. It is suitable for use on sidewalks, paths, and patios, as well as other tree planting situations.

UB 18-2 SPECIFICATIONS + FEATURES



USES
Redirect tree roots down and away from hardscapes.

MATERIALS
Recycled, high-quality 90% post-industrial injection molded co-polymer polypropylene. Manufactured in ISO 9001 certified factories.

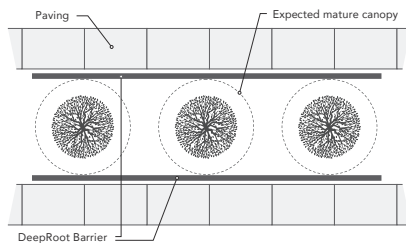
SIZES & PACKAGING
Each panel is 18" x 24"
26 Panels (52 linear feet) per carton,
20 cartons per pallet, approximately
43 lbs. per carton.

FEATURES
90° ribs redirect root growth down and away from hardscapes
Instant assembly: panels slide together with a zipper joiner system to form lengths needed
Patented double top edge for strength, safety, appearance and root overgrowth protection
Added UV inhibitors prevent breakdown from sun exposure
Rounded edges for safety in handling
Made in the USA

	DEPTH	WIDTH	WALL THICKNESS
UB 18-2	18" (45 cm)	24" (61 cm)	0.075" (1.905 mm)

APPLICATIONS

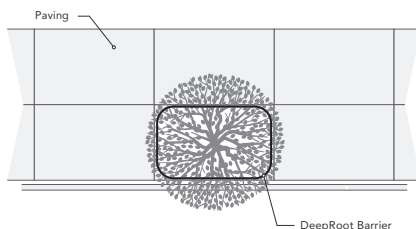
LINEAR



LINEAR
Provide maximum hardscape protection while utilizing all available rooting space for improved tree health by placing guides in a straight line directly along the hardscape to be protected.

SURROUND
Protect hardscapes that surround a planting on all four sides. Plan to line the perimeter of the planting area with the panels—this provides the maximum available uncompacted soil volume for immediate root growth.

SURROUND

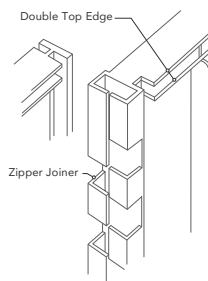
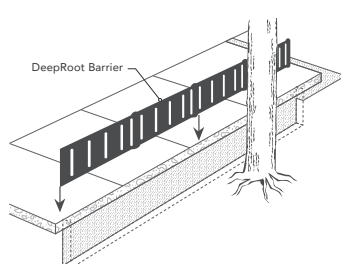


ROOT PRUNING
Root pruning can help save existing trees and prevent future damage to paving. Disruptive roots are cleanly cut and removed; linear Root Barrier is then installed. There are limitations to root pruning and an ISA Certified Arborist should be consulted.

HOW TO SPECIFY

1. Determine linear, surround, root pruning or specialty application.
2. Pick appropriate barrier depth for application and site.
3. Calculate number of panels required.
4. For details on these or any other installation instructions, please refer to our Specification and Installation Manual, or visit www.deeproot.com.

ROOT PRUNING



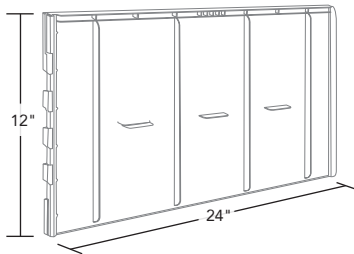
ZIPPER JOINING SYSTEM

Each panel has a built-in zipper joiner along one edge, making assembly of the panels in the field quick and easy.

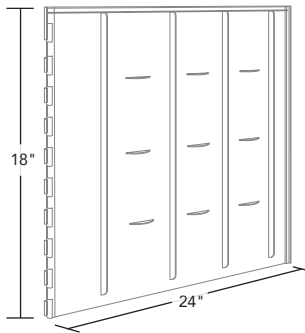
DOUBLE TOP EDGE

Patented double top edge adds strength, safety, and root overgrowth protection.


PRODUCT #	DESCRIPTION	WEIGHT	QUANTITY	TOTAL LINEAR FEET
UB 12-2	12" x 24" panel	43 lbs.	40 panels	80 feet
UB 18-2	18" x 24" panel	43 lbs.	26 panels	52 feet
UB 24-2	24" x 24" panel	43 lbs.	20 panels	40 feet
UB 36-2	36" x 24" panel	45 lbs.	14 panels	28 feet
UB 48-2	48" x 24" panel	45 lbs.	10 panels	20 feet



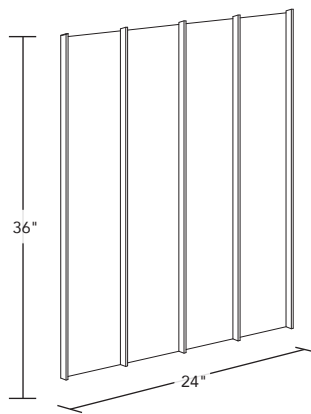
UB 12-2



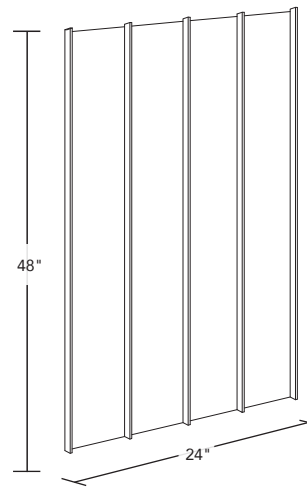
UB 18-2



UB 24-2



UB 36-2



UB 48-2