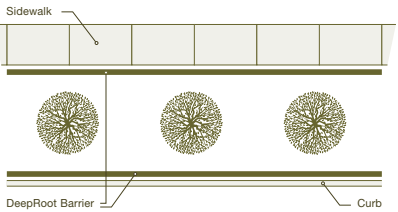
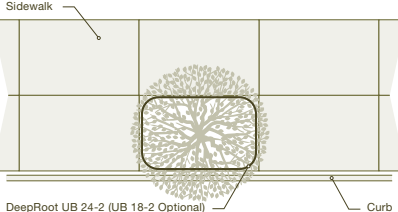
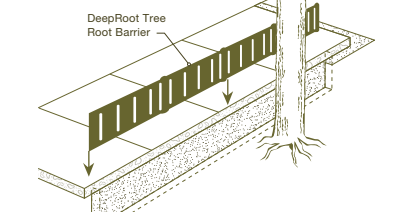


Tree Root Guides

Patented mechanical barriers effectively manage root expansion and protect surrounding hardscapes without compromising tree health or growth, and can be used both on new plantings and on existing trees.

Tree Root Guide	SPECIFICATIONS + FEATURES	
	<p>APPLICATIONS Redirect tree roots down and away from hardscapes.</p> <p>MATERIALS LB 12-2, UB 18-2, and UB 24-2: High-quality 50% post-consumer recycled injection molded co-polymer polypropylene. Manufactured in ISO 9002 certified factories.</p> <p>UB 36-2 and UB 48-2: High-quality homopolymer extruded polyethylene.</p> <p>SIZES LB 12-2: 12" (30 cm) x 24" (61 cm) UB 18-2: 18" (45 cm) x 24" (61 cm) UB 24-2: 24" (61 cm) x 24" (61 cm) UB 36-2: 36" (91 cm) x 24" (61 cm) UB 48-2: 48" (122 cm) x 24" (61 cm)</p>	<p>FEATURES LB 12-2, UB 18-2, and UB 24-2:</p> <ul style="list-style-type: none"> • 90° ribs redirect root growth down and underneath the barrier • Patented reinforced double-top edge withstands repeated foot traffic • Added UV inhibitors prevent breakdown from sun exposure • Patented anti-lift ground lock tabs secure the panel in the ground • Made in the USA <p>UB 36-2 and UB 48-2:</p> <ul style="list-style-type: none"> • 90° ribs redirect root growth down and underneath the barrier • Sizing adjustable in 1 ft. (.3 m) modules adaptable to any site • Combine with UB 18-2 or UB 24-2 where terrain is of varying depth • Made in the USA

APPLICATIONS																																																																										
 <p style="text-align: center;">LINEAR</p>	<p>LINEAR Provide maximum hardscape protection while utilizing all available rooting space for improved tree health by placing guides in a straight line directly along the hardscape to be protected.</p> <p>SURROUND Protect hardscapes that surround a planting on all four sides. Plan to line the perimeter of the planting area with the panels—this provides the maximum available uncompacted soil volume for immediate root growth.</p> <p>ROOT PRUNING Root pruning can help save existing trees and prevent future damage to paving. Disruptive roots are cleanly cut and removed; linear Root Barrier is then installed. There are limitations to root pruning and a qualified Certified Arborist should be consulted.</p>	<p>SPECIALTY APPLICATIONS Help protect sites with unusual requirements—like tennis courts, slopes, cemeteries and retaining walls—from root damage. DeepRoot Tree Root Barriers of different sizes can be used in combination in areas of variable depth.</p> <p>ROOT BLOCK In some circumstances it may be more desirable to prevent root intrusion by blocking roots, not redirecting them. Please see our Geomembrane catalog for details.</p>																																																																								
 <p style="text-align: center;">SURROUND</p>																																																																										
 <p style="text-align: center;">ROOT PRUNING</p>	<p>APPLICATION STYLES</p> <table border="1"> <thead> <tr> <th>Product #</th> <th>Linear</th> <th>Surround</th> <th>Root Pruning</th> <th>Specialty</th> </tr> </thead> <tbody> <tr> <td>LB 12-2</td> <td>•</td> <td></td> <td>•</td> <td></td> </tr> <tr> <td>UB 18-2</td> <td>•</td> <td>•</td> <td>•</td> <td></td> </tr> <tr> <td>UB 24-2</td> <td>•</td> <td>•</td> <td>•</td> <td>•</td> </tr> <tr> <td>UB 36-2</td> <td>•</td> <td></td> <td>•</td> <td>•</td> </tr> <tr> <td>UB 48-2</td> <td>•</td> <td></td> <td>•</td> <td>•</td> </tr> </tbody> </table>	Product #	Linear	Surround	Root Pruning	Specialty	LB 12-2	•		•		UB 18-2	•	•	•		UB 24-2	•	•	•	•	UB 36-2	•		•	•	UB 48-2	•		•	•	<p>PRODUCT USES</p> <table border="1"> <thead> <tr> <th>Product #</th> <th>Sidewalks</th> <th>Curbs & Gutters</th> <th>Paths</th> <th>Medians</th> <th>Patios</th> <th>Specialty</th> </tr> </thead> <tbody> <tr> <td>LB 12-2</td> <td></td> <td></td> <td>•</td> <td></td> <td></td> <td></td> </tr> <tr> <td>UB 18-2</td> <td>•</td> <td></td> <td>•</td> <td></td> <td>•</td> <td></td> </tr> <tr> <td>UB 24-2</td> <td>•</td> <td>•</td> <td>•</td> <td>•</td> <td>•</td> <td>•</td> </tr> <tr> <td>UB 36-2</td> <td></td> <td></td> <td></td> <td></td> <td></td> <td>•</td> </tr> <tr> <td>UB 48-2</td> <td></td> <td></td> <td></td> <td></td> <td></td> <td>•</td> </tr> </tbody> </table>	Product #	Sidewalks	Curbs & Gutters	Paths	Medians	Patios	Specialty	LB 12-2			•				UB 18-2	•		•		•		UB 24-2	•	•	•	•	•	•	UB 36-2						•	UB 48-2						•
Product #	Linear	Surround	Root Pruning	Specialty																																																																						
LB 12-2	•		•																																																																							
UB 18-2	•	•	•																																																																							
UB 24-2	•	•	•	•																																																																						
UB 36-2	•		•	•																																																																						
UB 48-2	•		•	•																																																																						
Product #	Sidewalks	Curbs & Gutters	Paths	Medians	Patios	Specialty																																																																				
LB 12-2			•																																																																							
UB 18-2	•		•		•																																																																					
UB 24-2	•	•	•	•	•	•																																																																				
UB 36-2						•																																																																				
UB 48-2						•																																																																				

Deep Root Partners, L.P.
 Corporate Offices: 530 Washington Street, San Francisco, CA 94111
 Tel: 800 ILV ROOT (458.7668) Fax: 800.277.7668 www.deeproot.com
 © 2007 Deep Root Partners, L.P. 09/07

