

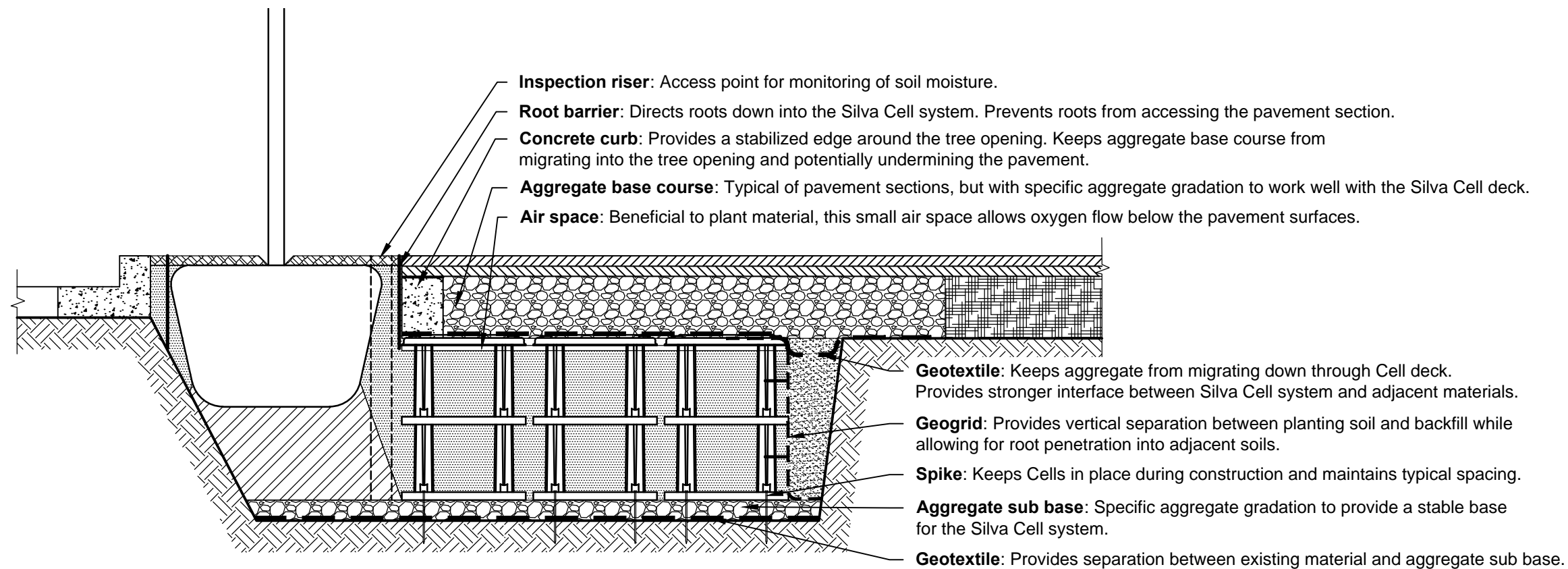
SILVA CELLS FOR PLAZA APPLICATIONS

Numbers in detail titles (1.1, 2.1, 3.2, etc.) denote the number of layers of Silva Cell frames. Basic paving details are all available in one, two, and three layers.

These are a generic representation of a plaza and should be modified to depict actual project conditions.

- Concrete 1.0
- Concrete 2.0
- Concrete 3.0
- Pavers, Asphalt & Porous Pavements 1.0
- Pavers, Asphalt & Porous Pavements 2.0
- Pavers, Asphalt & Porous Pavements 3.0

SILVA CELL SYSTEM COMPONENTS



NOTES:

1. Installation to be completed in accordance with manufacturer's specifications.
2. Do not scale drawings.

Disclaimer: Conditions that vary from drawings must be evaluated by a qualified Engineer and appropriate adjustments made.

Project No.: 07337
 Drawn by: MDB
 Checked by: DR
 Date: 8/1/2012

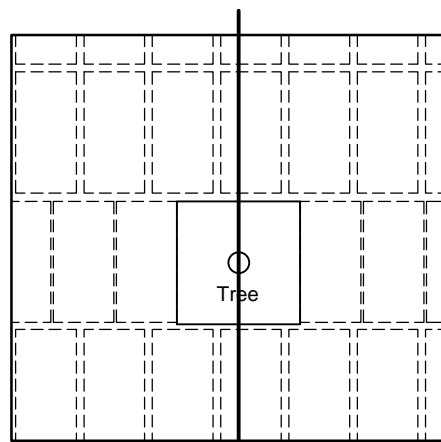
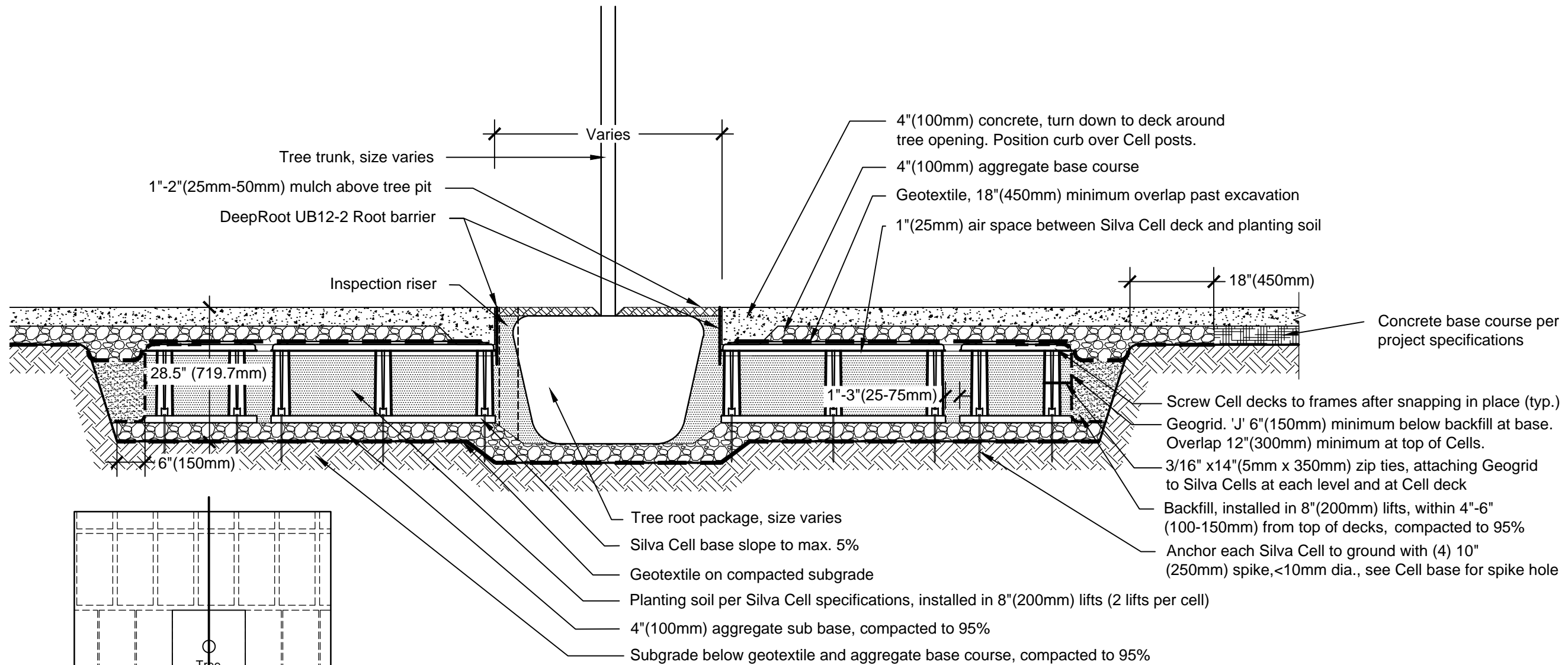
Revisions:

2012 Release

07337 Deeproot\CAD\DR-TreeDetails.dwg

Silva Cells
 for
 PLAZA
 APPLICATIONS

INDEX



KEY PLAN
 (for reference only)

NOTES:

1. Installation to be completed in accordance with manufacturer's specifications.
2. Do not scale drawings.

Disclaimer: Conditions that vary from drawings must be evaluated by a qualified Engineer and appropriate adjustments made.

Project No.: 07337
 Drawn by: MDB
 Checked by: DR
 Date: 8/1/2012

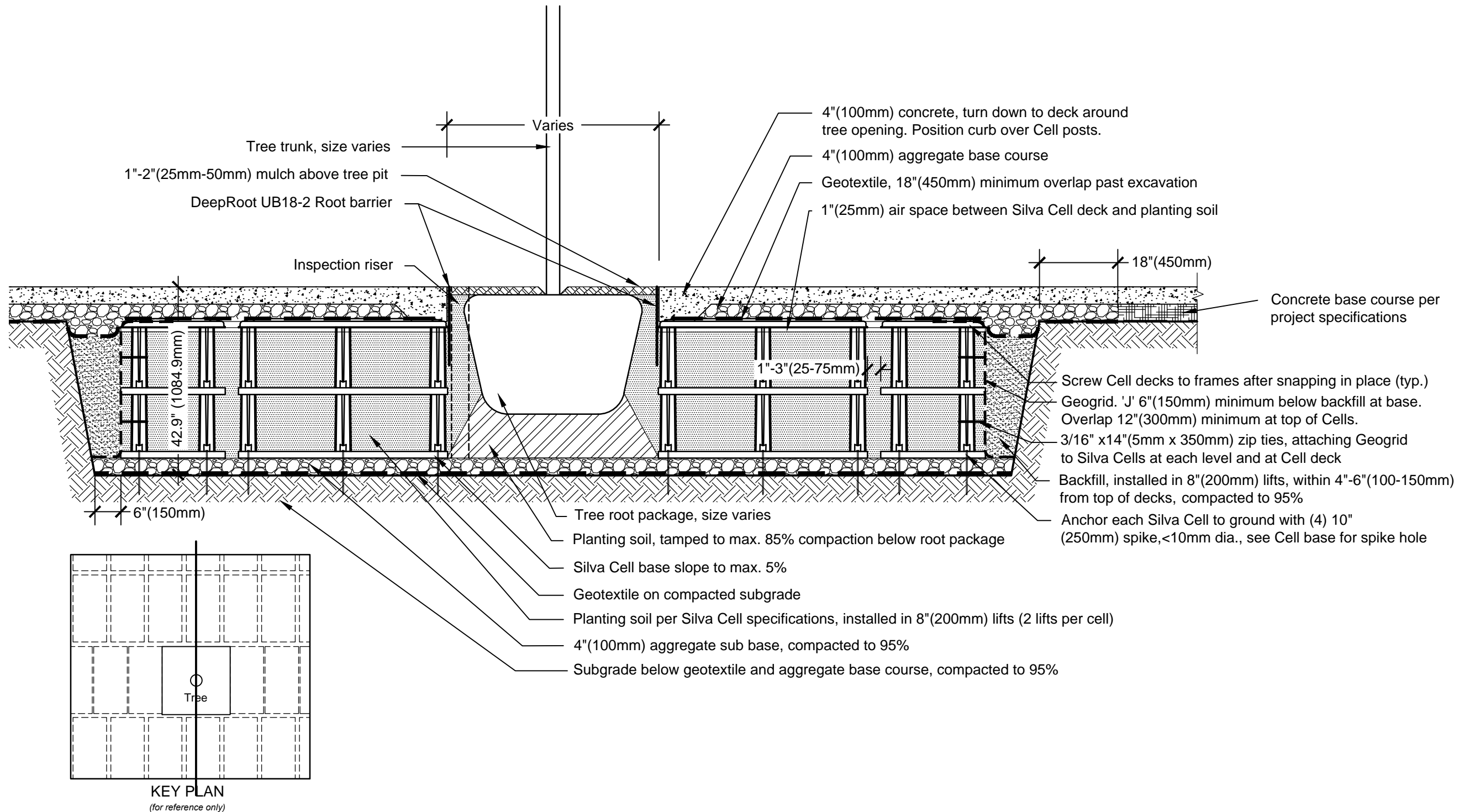
Revisions:

2012 Release

07337 Deeproot\CAD\DR-TreeDetails.dwg

Silva Cells
 for
 PLAZA
 APPLICATIONS

Concrete 1.0



Project No.: 07337
 Drawn by: MDB
 Checked by: DR
 Date: 8/1/2012

Revisions:

2012 Release

07337 Deeproot\CAD\DR-TreeDetails.dwg

Silva Cells for PLAZA APPLICATIONS

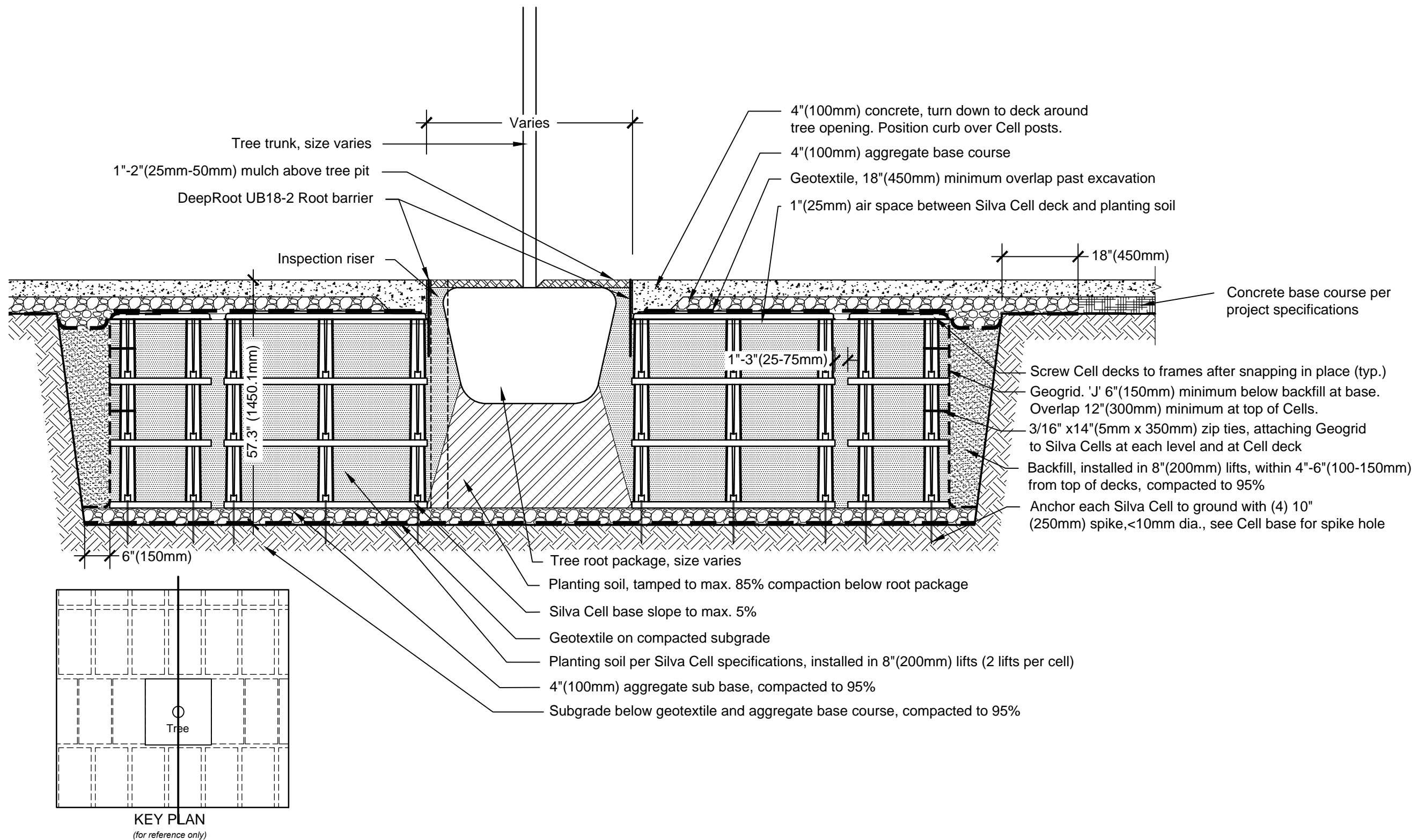
Concrete 2.0

NOTES:

1. Installation to be completed in accordance with manufacturer's specifications.

2. Do not scale drawings.

Disclaimer: Conditions that vary from drawings must be evaluated by a qualified Engineer and appropriate adjustments made.



Project No.: 07337
 Drawn by: MDB
 Checked by: DR
 Date: 8/1/2012

Revisions:
 2012 Release

07337 Deeproot\CAD\DR-TreeDetails.dwg

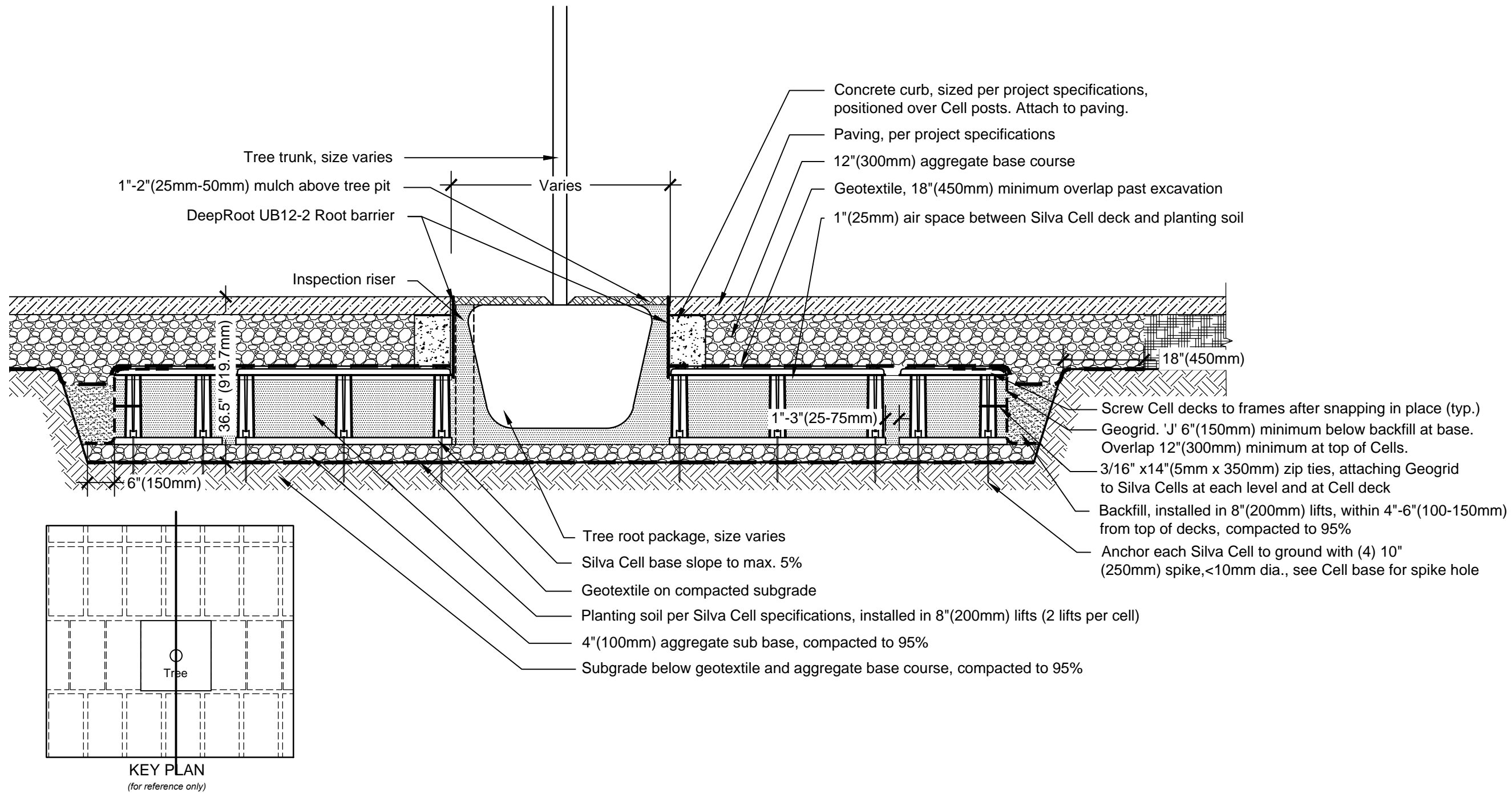
Silva Cells
 for
 PLAZA
 APPLICATIONS

Concrete 3.0

NOTES:

1. Installation to be completed in accordance with manufacturer's specifications.
2. Do not scale drawings.

Disclaimer: Conditions that vary from drawings must be evaluated by a qualified Engineer and appropriate adjustments made.



NOTES:

1. Installation to be completed in accordance with manufacturer's specifications.
2. Do not scale drawings.

Disclaimer: Conditions that vary from drawings must be evaluated by a qualified Engineer and appropriate adjustments made.

Project No.: 07337
 Drawn by: MDB
 Checked by: DR
 Date: 8/1/2012

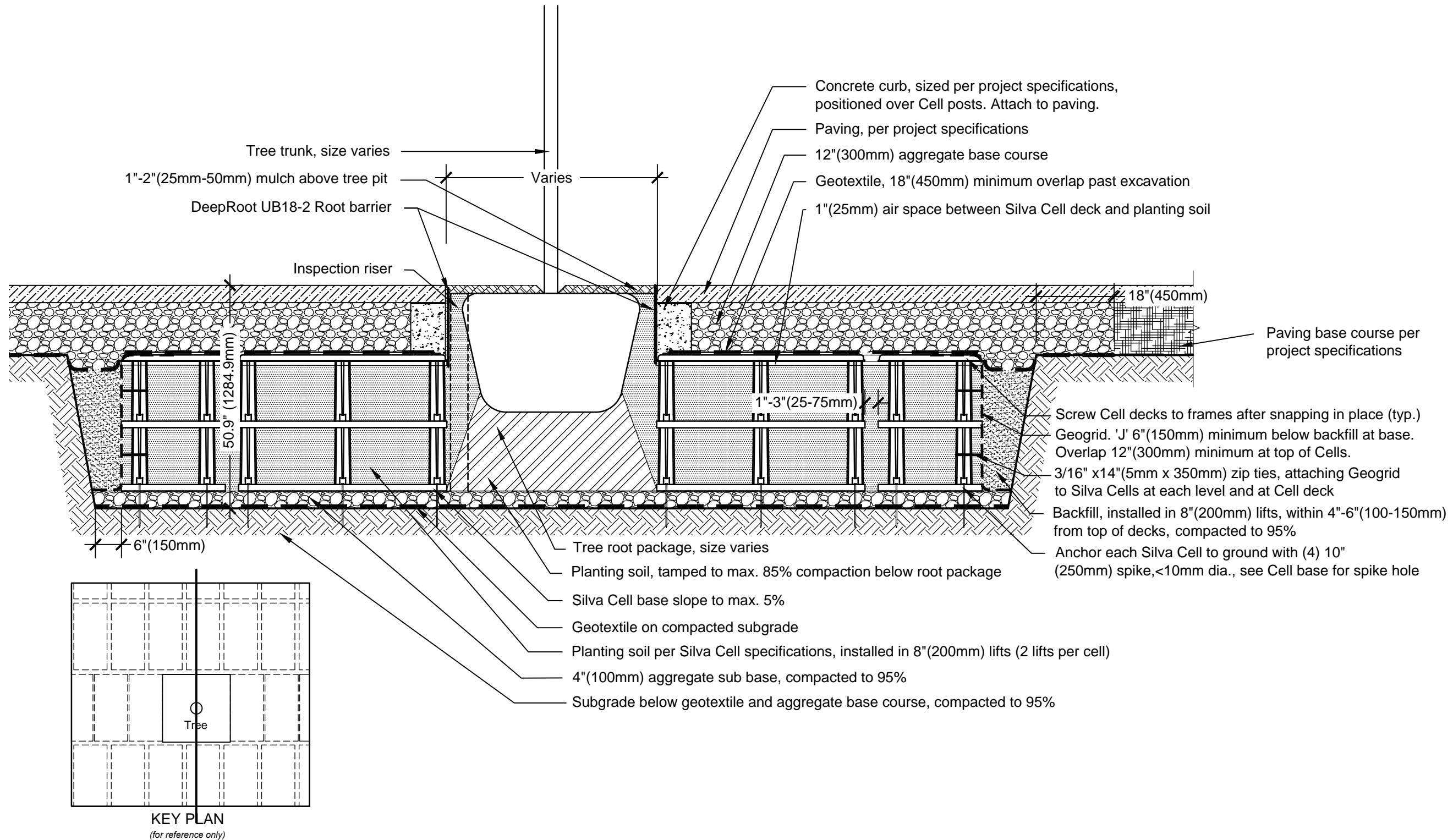
Revisions:

2012 Release

07337 Deeproot\CAD\DR-TreeDetails.dwg

Silva Cells
 for
 PLAZA
 APPLICATIONS

Pavers, Asphalt, &
 Porous Pavements
 1.0



Project No.: 07337
 Drawn by: MDB
 Checked by: DR
 Date: 8/1/2012

Revisions:

2012 Release

07337 Deeproot\CAD\DR-TreeDetails.dwg

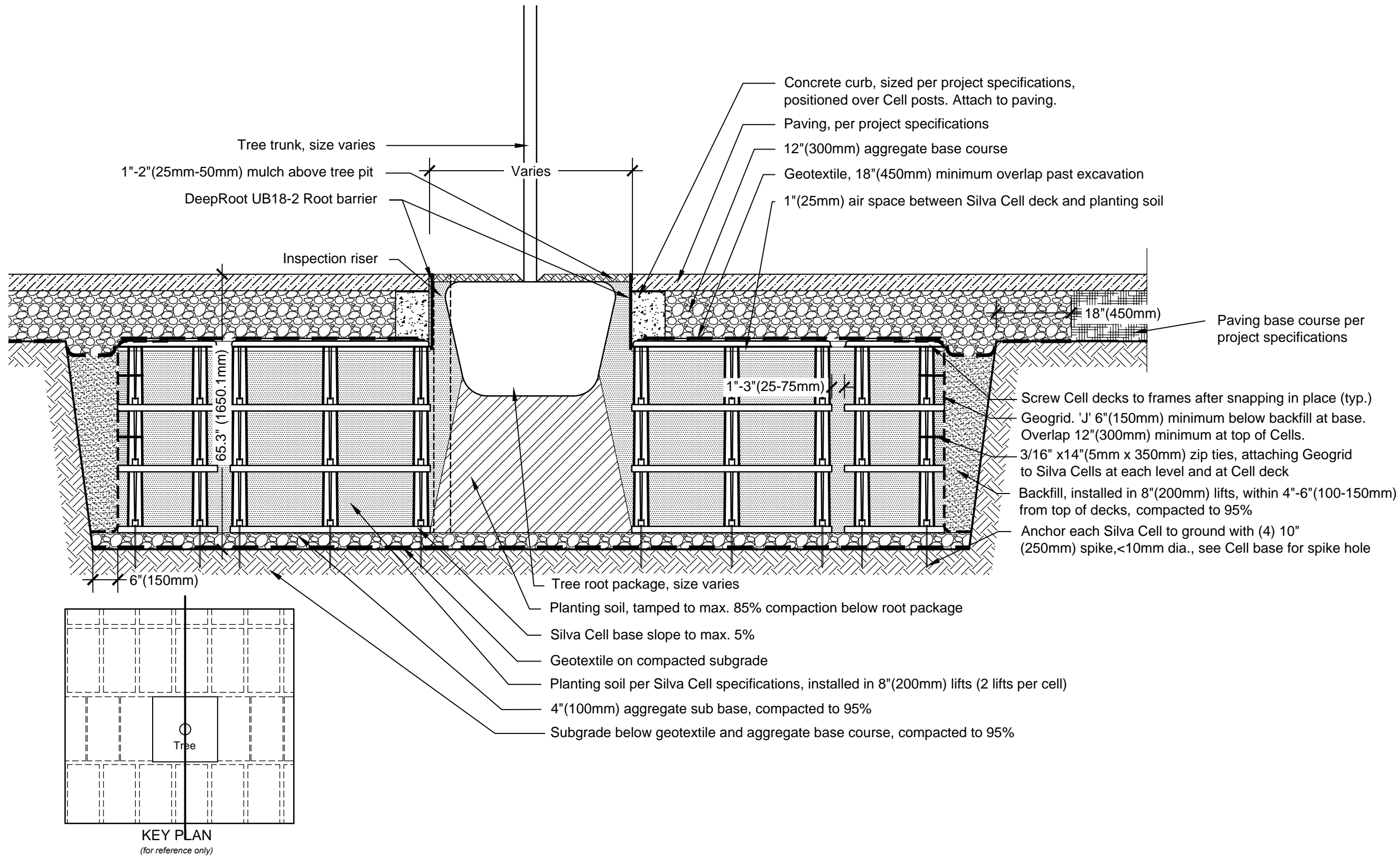
Silva Cells
 for
 PLAZA
 APPLICATIONS

Pavers, Asphalt, &
 Porous Pavements
 2.0

NOTES:

1. Installation to be completed in accordance with manufacturer's specifications.
2. Do not scale drawings.

Disclaimer: Conditions that vary from drawings must be evaluated by a qualified Engineer and appropriate adjustments made.



Project No.: 07337
 Drawn by: MDB
 Checked by: DR
 Date: 8/1/2012

Revisions:

2012 Release

07337 Deeproot\CAD\DR-TreeDetails.dwg

Silva Cells
 for
 PLAZA
 APPLICATIONS

Pavers, Asphalt, &
 Porous Pavements
 3.0

NOTES:

1. Installation to be completed in accordance with manufacturer's specifications.
2. Do not scale drawings.

Disclaimer: Conditions that vary from drawings must be evaluated by a qualified Engineer and appropriate adjustments made.